


Training and Workforce Development System

Performance Report 2025



Training and Workforce Development System:

This document provides a summary of the performance of Tasmania's training and workforce development system, submitted under the Training and Workforce Development Act 2013 s6.1(c).

The Performance Report demonstrates Tasmania's contributions towards the National Skills Agreement outcomes framework and the strategic priorities of the Tasmanian Skills Plan. Tasmania's training and workforce development system has continued to support skills for jobs, learner success and a strong, more connected system through 2024. Some apprentice and trainee measures have declined as the effects of covid stimulus subsidies and activity returns to longer-term averages.

Figures below cover different time periods based on most recently available data. Source details are provided on the back cover.

Skills for jobs

Building a skilled workforce will place Tasmania in the best position to deliver outcomes for the Tasmanian economy and community.

Our focus on skills for jobs aligns with national outcomes including labour supply, responsive courses, quality delivery, and productivity.

In 2024

- **84.0%**

Of Government-funded VET graduates were employed after training⁸
↓ 1.4% points on 2023, compared to 75.0% for Australia
- **74.7%**

Of Government-funded VET graduates improved their employment status after training⁸
↓ 1.6% points on 2023, compared to 63.1% for Australia
- **52.5%**

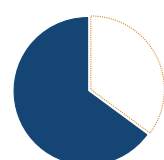
Of Government-funded VET graduates were employed after training (who weren't employed before training)⁸
↓ 6.8% points on 2023, compared to 43.8% for Australia
- **86.6%**


Of Government-funded VET graduates received at least one job-related benefit from training⁸
↓ 0.3% points on 2023, compared to 80.8% for Australia

- **43,550**


Total VET program enrolments in Tasmania in 2023¹
Down 11.0% on 2022
- **9,530**

Apprentices and trainees in training in 2024⁴
A decrease of 10.3% on 2023

- **64.9%**

Of total VET program enrolments were Government-funded in 2023²
- **6.8 million**

Government-funded training hours delivered in 2024⁵
A decrease of 1.6% on 2023

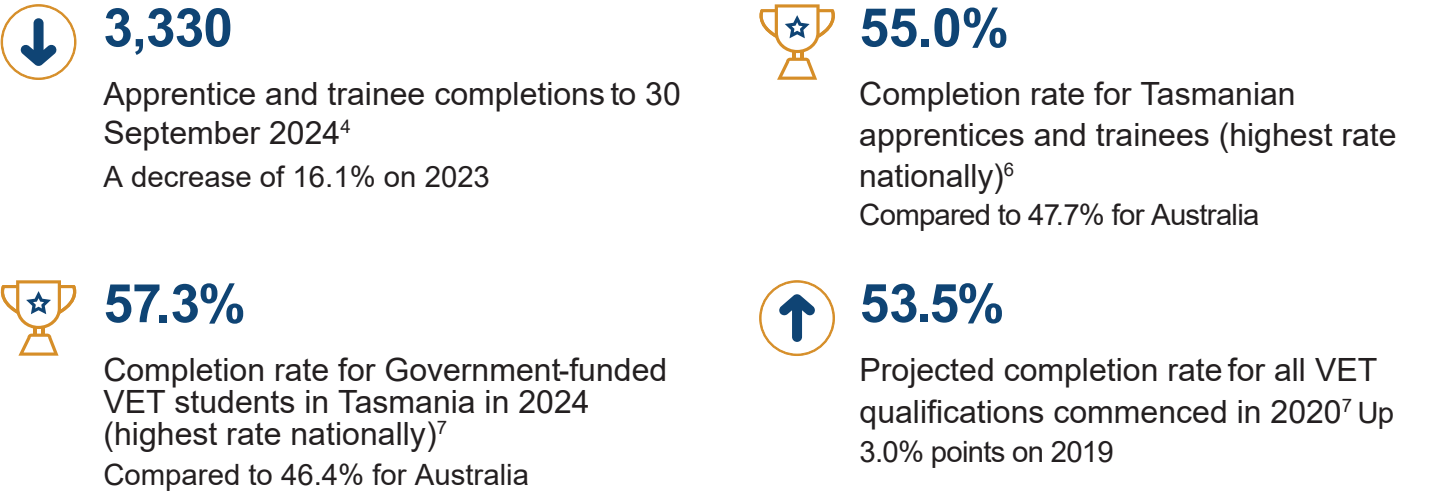
- **27,500**

Government-funded VET students in 2023³ An increase of 2.0% on 2022

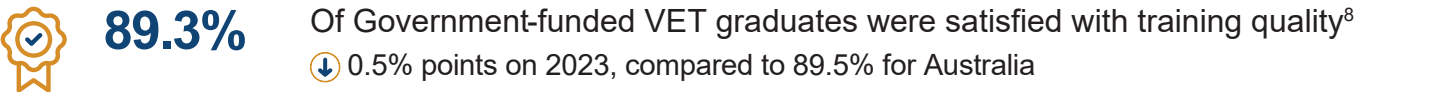
Supporting learners to succeed

Successful learners need a training system that is accessible and provides opportunities for individualised, contextualised support.

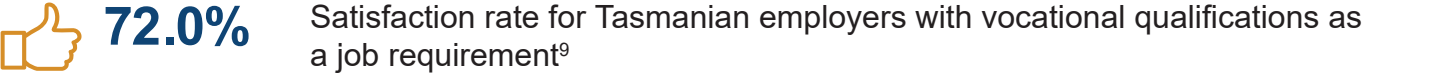
Our focus on learner success aligns with national outcomes including wellbeing and inclusion, industry needs, student needs, and quality delivery.



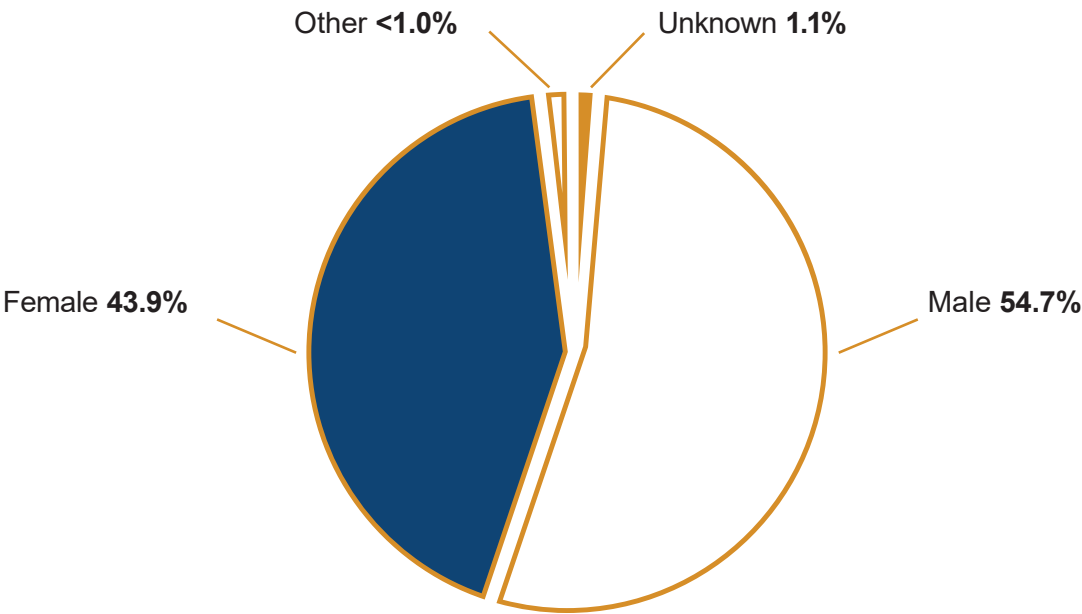
In 2024



In 2023



Gender diversity of Government-funded VET students¹³



42.8% Of Government-funded students in Tasmania are in the most disadvantaged socio-economic quintile¹³
This is the highest rate in Australia.

7.4% Of learners spoke a language other than English at home¹³

12.3% Of learners were aged 50 years and over¹³

37.4% Of learners were aged under 25¹³

9.5% Identified as having a disability¹³



6.9% Of 15 to 64-year-old Government-funded VET students in Tasmania were of Aboriginal and Torres Strait Islander descent¹⁴
Compared to 7.1% for Australia.


Building a stronger, more connected system



A coordinated and collaborative training and workforce development system will lead to better outcomes, with all parts of the system working together to share the load.

Our focus on building a stronger, more connected system aligns with national outcomes including a collaborative and sustainable system, responsive courses, labour supply, and industry needs.

 **11** Industry Skills Compacts signed off in 2023 and 2024

 **103** Government-funded training providers in 2023¹⁰
 An increase of 1 on 2022

 **60.2%** Of Tasmanian employers engaged with VET in 2023⁹
Compared to 56.8% for Australia

 **35.4%** Of employers in Tasmania were engaged with VET by employing apprentices and trainees in 2023⁹
 3.5% points on 2021, compared to 31.3% nationally

TasTAFE Government-funded training activity from 2023 to 2024¹¹

14,935

Students

 2.6%

16,950

Enrolments

 2.0%

4.2 million

Nominal training hours delivered

 6.1%

1,820

Apprentice and trainee commencements¹²

 20.2% on 2023, driven largely by reduced activity in construction trades

References

National Centre for Vocational Education and Research (NCVER) indicators www.ncver.edu.au/research-and-statistics

Report on Government Services (ROGS) indicators www.pc.gov.au/ongoing/report-on-government-services/2025/child-care-education-and-training.

* Budget Performance Measure for Skills, Training and Workforce Growth (Tasmanian State Budget Paper No 2 Volume 1, Department of State Growth, Output Group 3: Skills, Training and Workforce Growth)

1. NCVER 5 September 2024 release, Total VET students and courses 2023: program enrolments DataBuilder, Total, State/territory of delivery location, Tasmania.
2. NCVER 2024, Total VET students and courses 2023: program enrolments DataBuilder, Total, State/territory of delivery location, Tasmania, Highest funding source by Year.
3. ROGS 2025 Part B Section 5 Table 5A.9, Total government-funded students, Tasmania, (2023 data).
4. NCVER Apprentice and trainees: September Quarter 2024, released 25 March, 2025. In-training, Tasmania as at 30 September 2024.
5. Skills Tasmania internal Laurel database, training hours.
6. NCVER Completion and attrition rates for apprentices and trainees 2023, released 12 September 2024.
7. NCVER VET Qualification completion rates publication. Completion rate for Government-funded VET students in Tasmania in 2024 for 2019 commencements sourced from the 24 October 2024 release. Projected completion rate for 2020 commencements from 30 August 2023 release.
8. NCVER Student Outcomes Survey 2023, released 18 December 2024, NCVER Government-funded qualification completer outcomes: time series of key findings 2015-2024: Tables 7 and 1.
9. NCVER 2023, Survey of Employers' Use and Views of the VET System 2023 (conducted Feb-Jun 2023). This survey is completed every two years and the most recent results were published in November 2023.
10. ROGS 2025 Part B Section 5 Table 5A.12.
11. Skills Tasmania internal Laurel database, program enrolments, student count and training hours for TasTAFE. Counts rounded to nearest 5.
12. Skills Tasmania Internal TAPIS data, accessed March 2025. Figures are not final and are subject to change. Excludes re-commencements.
13. NCVER data builder 2023, government-funded student data, released July 2024. Disadvantage as measured by the Socio-Economic Indexes for Areas (SEIFA) Index of Relative Socio- economic Disadvantage (IRSD).
14. ROGS 2025 Part B Section 5 Table 5A.9 (2023 data).



Skills Tasmania

GPO Box 536
Hobart TAS 7001 Australia

Phone: 1800 655 846

Email: enquiries@skills.tas.gov.au

Web: www.skills.tas.gov.au

© State of Tasmania May 2025